

The right way to attach almost anything to metal roofs!

S-5!®

The Right Way!

S-5-S Clamp

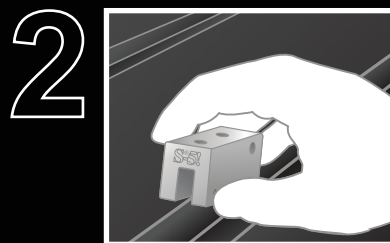
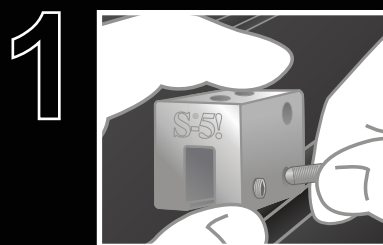
The S-5-S clamp was created especially for popular snap-together profiles—including residential profiles by Taylor Metals and Easy Lock Standing Seam. For horizontal seams under .540 inches (like the Firestone UC4) the S-5-S or S-5-S Mini can be used to avoid the necessity of crimping the seam.

Its simple design and size make it perfect for use with S-5!® snow retention products and other heavy-duty applications. Installation is as simple as setting the patented round-point setscrews into the clamp, placing the clamp on the seam, and tightening them to the specified tension. Then, affix ancillary items using the bolt provided with the product. Go to www.S-5.com/tools for information and tools available for properly attaching and tensioning S-5! clamps.

S-5-S Mini Clamp

The S-5-S Mini is a bit shorter than the S-5-S and has one setscrew rather than two. The mini is the choice for attaching all kinds of rooftop accessories: signs, walkways, satellite dishes, antennas, rooftop lighting, lightning protection systems, solar arrays, exhaust stack bracing, conduit, condensate lines, mechanical equipment—just about anything!*

*S-5! mini clamps are not compatible with, and should not be used with S-5! SnoRail™/SnoFence™ or ColorGard® snow retention systems.



S-5-S and S-5-S Mini

The S-5-S clamp was created especially for popular snap-together profiles.

888-825-3432 | www.S-5.com


The strength of the S-5-S clamp is in its simple design. The patented setscrews will slightly dimple the metal seam material but not pierce it—leaving roof warranties intact.

The **S-5-S** and **S-5-S Mini** clamps are each furnished with the hardware shown to the right. Each box also includes a bit tip for tightening setscrews using an electric screw gun. A structural aluminum attachment clamp, the S-5-S is compatible with most common metal roofing materials excluding copper. All included hardware is stainless steel. Please visit www.S-5.com for more information including CAD details, metallurgical compatibilities and specifications.

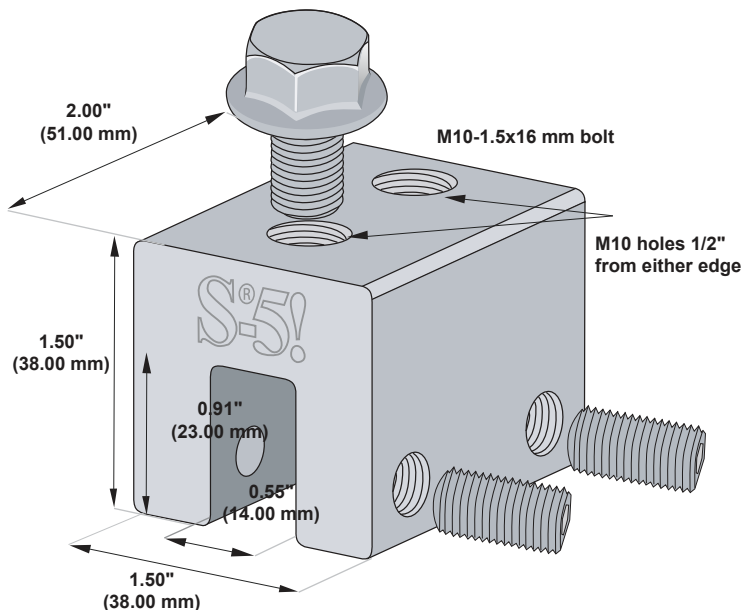
The S-5-S clamp has been tested for load-to-failure results on most major brands and profiles of standing seam roofing. The independent lab test data found at www.S-5.com can be used for load-critical designs and applications. S-5!® holding strength is unmatched in the industry. Profiles that are shaped as illustrated below will work with the S-5-S and S-5-S Mini. In order for the S-5-S or S-5-S Mini to fit these types of seams, the finished seam must:

- Be at least 1.00" high.
- Have a height distance less than or equal to 0.25" between the male portion of the panel and female portion of the panel.

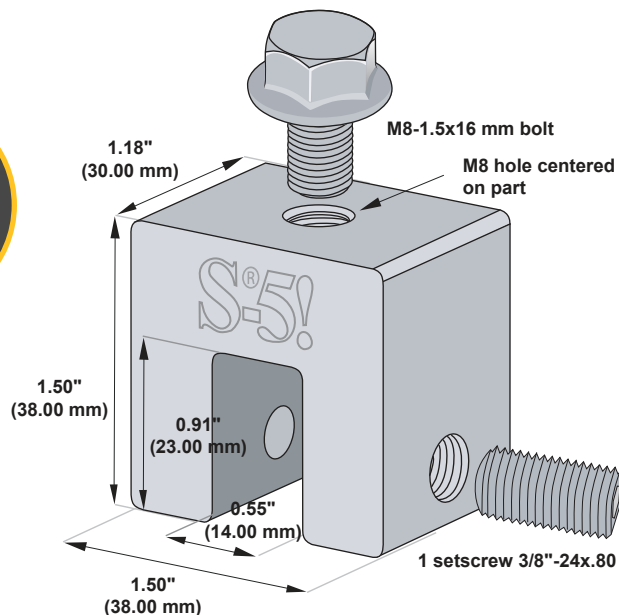
Example Profiles



S-5-S Clamp



S-5-S Mini Clamp



Please note: All measurements are rounded to the second decimal place.

S-5!® Warning! Please use this product responsibly!

Products are protected by multiple U.S. and foreign patents. Visit the website at www.S-5.com for complete information on patents and trademarks. For maximum holding strength, setscrews should be tensioned and re-tensioned as the seam material compresses. Clamp setscrew tension should be verified using a calibrated torque wrench between 160 and 180 inch pounds when used on 22ga steel, and between 130 and 150 inch pounds for all other metals and thinner gauges of steel. Consult the S-5! website at www.S-5.com for published data regarding holding strength.

Copyright 2012, Metal Roof Innovations, Ltd. S-5! products are patented protected. S-5! aggressively protects its patents, trademarks and copyrights. Version 102212.

Distributed by