

# Conext MPPT 80 600 solar charge controller

## Install for less, harvest more energy

The Conext™ MPPT 80 600 solar charge controller offers an industry-first set of integration features and top performance that allows for large PV array systems to be easily installed and connected to the battery bank at the lowest overall cost. Installing one MPPT 80 600 is faster than installing multiple smaller charge controllers and lowers overall costs further by utilizing fewer PV strings, smaller wiring and conduit, and by eliminating the need for PV combiner boxes and DC circuit breakers. Longer distances from array site to battery bank are also easier to accommodate than with smaller charge controllers. Advanced Fast Sweep Maximum Power Point Tracking (MPPT) charging technology helps harvest the most energy available from the PV array, even in partial shade conditions. 80 A of battery charge current allows for the connection of PV arrays rated up to 600 V STC (2560 W for 24 V systems, 4800 W for 48 V systems).

### Why choose Conext MPPT 80 600?



#### Higher return on investment

- Installs faster with fewer costly components
- Improve battery life with selectable multi-stage temperature compensated charging
- Harvest more energy with shade tolerant fast sweep MPPT algorithm



#### Designed for reliability

- Robust design through rigorous Multiple Environmental Over Stress Testing (MEOST)



#### Flexible

- Available remote monitoring and configuration
- Compatible with any brand of PV module, any grounding method
- Stand-alone application or full integration with Conext XW inverter charger system



#### Easy to install

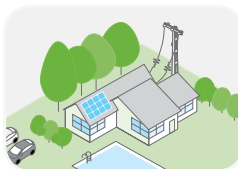
- Fewer string wires
- Smaller AWG Wire
- No need for combiner box or GFI circuit breaker



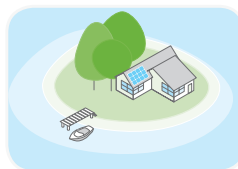
### Product applications



Backup power



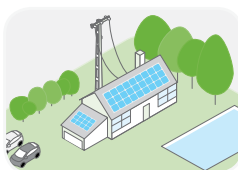
Residential grid-tie solar with backup power



Off-grid solar



Community electrification



Self-consumption

<b>Device short name</b>	<b>MPPT 80 600</b>
<b>Electrical specifications</b>	
Nominal battery voltage	24 and 48 V (Default is 48 V)
PV array operating voltage	195 to 550 V
Max. PV array open circuit voltage	600 V including temperature correction factor
Battery voltage operating range	16 to 67 VDC
Array short-circuit current	35 A (28 A @ STC)
Max. charge current	80 A
Max. and min. wire size in conduit	#6 AWG to #14 AWG (13.5 to 2.5 mm <sup>2</sup> )
Max. output power	2560 W (nominal 24 V), 4800 W (nominal 48 V)
Charger regulation method	Three-stage (bulk, absorption, float) plus manual equalization Two-stage (bulk, absorption) plus manual equalization
Supported battery types	Flooded, GEL, AGM, Custom
<b>Efficiency</b>	
Max. power conversion efficiency	94% (nominal 24V), 96% (nominal 48V)
<b>General specifications</b>	
Power consumption, night time	< 1 W
Battery temperature sensor	Included
Auxiliary output	Dry contact switching up to 60VDC, 30VAC, 8A
Enclosure material	Indoor, ventilated, aluminum sheet metal chassis with 22.22 mm and 27.76 mm (7/8 in and 1 in) knockouts and aluminum heat sink
IP degree of protection	IP20
Product weight	13.5 kg (29.8 lb)
Shipping weight	17.4 kg (38.3 lb)
Product dimensions (H x W x D)	76.0 x 22.0 x 22.0 cm (30.0 x 8.6 x 8.6 in)
Shipping dimensions (H x W x D)	87.0 x 33.0 x 27.0 cm (34.3 x 13.0 x 10.6 in)
Device mounting	Vertical wall mount
Ambient air temperature for operation	-20°C to 65°C (-4°F to 149°F), power derating above 45°C
Storage temperature range	-40°C to 85°C (-40°F to 185°F)
Operating altitude	Sea level to 2000 m (6562 ft)
System network and remote monitoring	Available
Warranty	Five-year standard
Part number	865-1032
<b>Regulatory approval</b>	
Safety	CSA Certified (UL1741, CSA 107.1) and CE Marked for the Low Voltage Directive (EN50178)
EMC	FCC and Industry Canada (Class B), CE Marked for the EMC Directive (EN61000-6-1, -6-3), C-Tick compliant
<b>Compatible products</b>	
Conext XW+ inverter/charger (230 V)	XW 7048 E product no. 865-7048-61 XW 8548 E product no. 865-8548-61
Conext XW+ inverter/charger (120/240 V)	XW 5548 NA product no. 865-5548-01 XW 6848 NA product no. 865-6848-01
Conext SW (230 V)	SW 2524 product no. 865-2524-61 SW 4024 product no. 865-4024-61 SW 4048 product no. 865-4048-61
Conext SW (120 V)	SW 2524 product no. 865-2524 SW 4024 product no. 865-4024 SW 4048 product no. 865-4048
Conext System Control Panel	Product no. 865-1050
Conext Automatic Generator Start	Product no. 865-1060
Conext ComBox	Product no. 865-1058
Conext portable installation and configuration tool	Product no. 865-1155-01

Specifications are subject to change without notice.